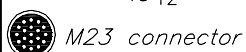
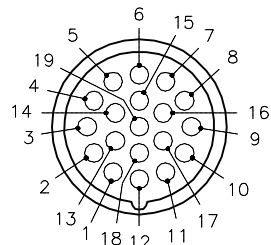
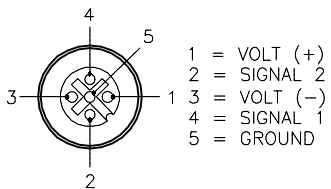


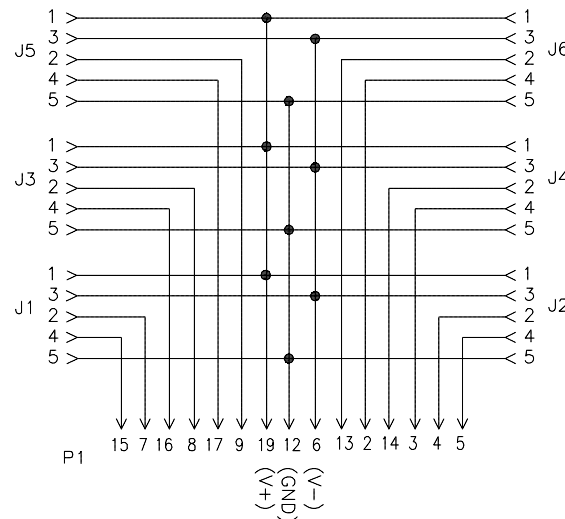
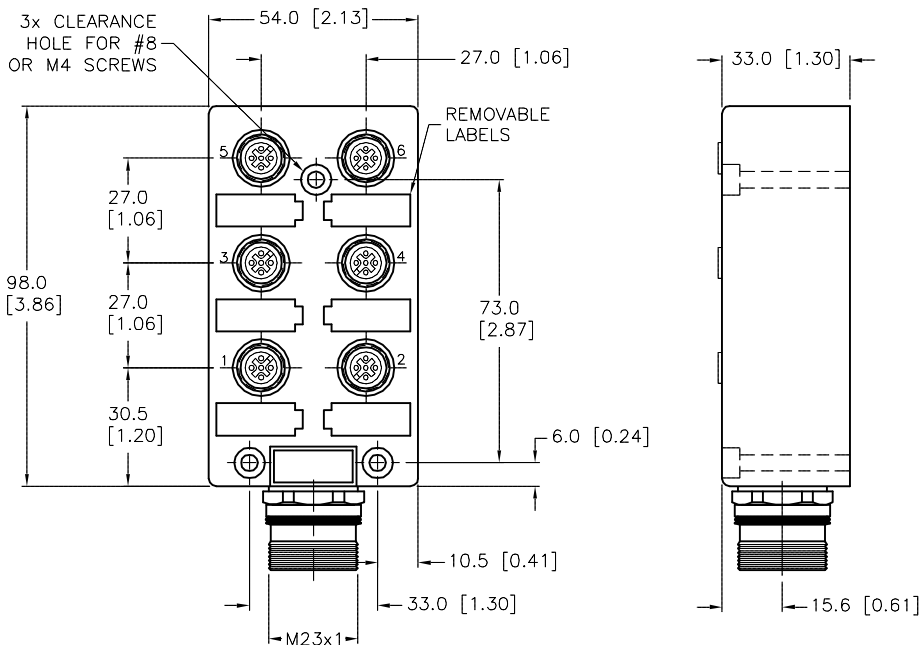
CONNECTORS J1-J6

MALE END VIEW



SPECIFICATIONS

HOUSING/COLOR	NYLON/BLUE-GRAY
RECEPTACLE	BRASS/NICKEL (J1-J6)
CONTACT CARRIERS/COLOR	NYLON/BLACK (J1-J6)
CONTACT CARRIER MATERIAL/COLOR	NYLON or PBT/GRAY (P1)
CONTACT MATERIAL/PLATING	BRASS/GOLD (P1, J1-J6)
COUPLING NUT MATERIAL/PLATING	BRASS/NICKEL (P1)
SEALING RING	VITON O-RING (J1-J6)
ELECTRICAL DATA	
OPERATING VOLTAGE [V]	10-48 VDC
OPERATING CURRENT [A]	3.0 AMPS PER PORT, 9.0 AMPS TOTAL
MECHANICAL DATA	
PROTECTION CLASS to DIN 40050	IP 67 - ONLY WHEN ALL RECEPTACLES ARE COVERED WITH PLUGS OR CONNECTED
OPERATING TEMPERATURE	-40°C to +105°C (-40°F to +221°F)



SOURCE DRAWING - FOR REFERENCE ONLY



CLOSURE CAPS (INCLUDED)

NOTES:

1. "/S878" DESIGNATES J-BOX WITH BLUE/GRAY HOUSING

RELATED DOCUMENTS 1. 2. 3. 4.	3RD ANGLE PROJECTION 	THIS DRAWING IS CONFIDENTIAL AND THE PROPERTY OF TURCK INC. USE OF THIS DOCUMENT WITHOUT WRITTEN PERMISSION IS PROHIBITED.		3000 CAMPUS DRIVE MINNEAPOLIS, MN 55441 1-800-544-7769 (763) 553-7300 (763) 553-0708 fax www.turck.us	
	MATERIAL SEE SPECIFICATIONS	DRFT TR APVD	DATE 11/23/11 SCALE 1=2.0	DESCRIPTION VB 60.5-CS19/S878	
FINISH SEE SPECIFICATIONS	ALL DIMENSIONS DISPLAYED ON THIS DRAWING ARE FOR REFERENCE ONLY CONTACT TURCK FOR MORE INFORMATION	UNIT OF MEASUREMENT MILLIMETER [INCH]		IDENTIFICATION NO. U0220-1	REV B
B UPDATED CLOSURE CAPS	TV 09/14/15	48811	DO NOT SCALE THIS DRAWING		
REV DESCRIPTION	BY DATE	ECO NO.	FILE: U0220-1	SHEET 1 OF 1	